

HOLE 2

PAR 4

The first of many spectacular views are to be gained from the tees on this medium length downhill par 4. The elevated tee shot is played to a generous landing area 100m to the green, from where only a short to medium iron is required. The slightly elevated green sits in a saddle, making any shot played long over the back a certain lost ball. A relatively easy hole, a par here should get the round off to a good start.

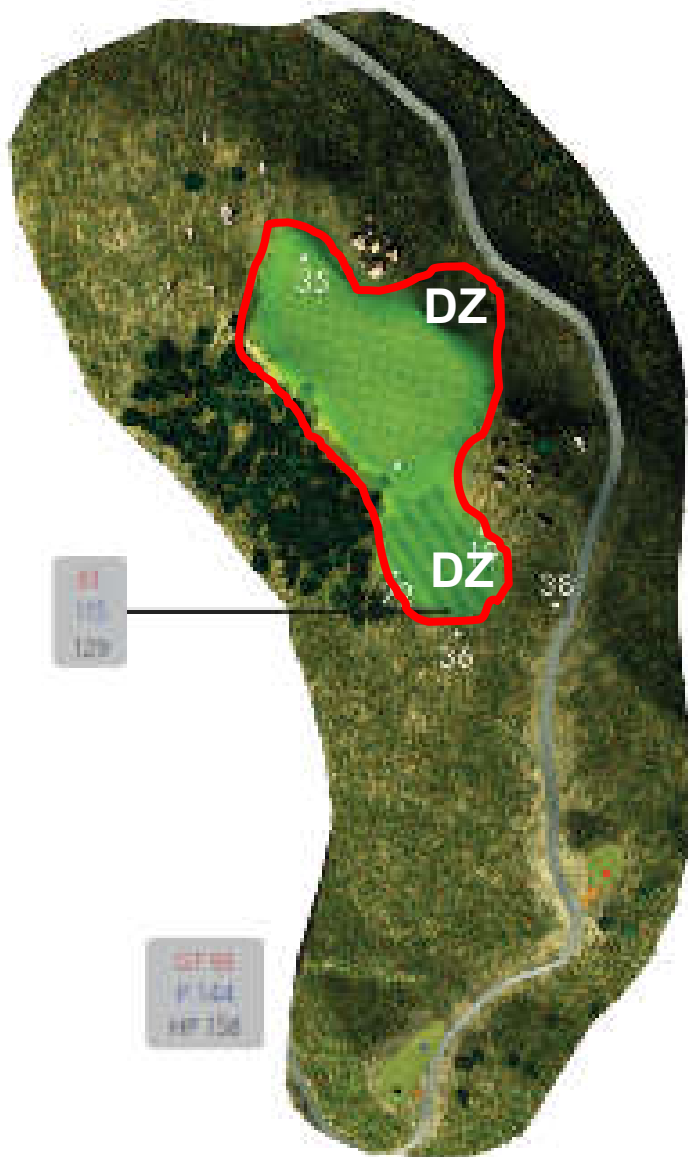




HOLE 3 PAR 4

The shortest par 4 on the course looks relatively benign off the tee. However any shot going right will find thick rough, so a tee shot played short and left will give the best line into this green. The green sits high above the fairway, making distance control a key factor in getting the shot close. Apart from the two bunkers front right of the green, there is little danger around this green, so shots played slightly long may be the best course of action.



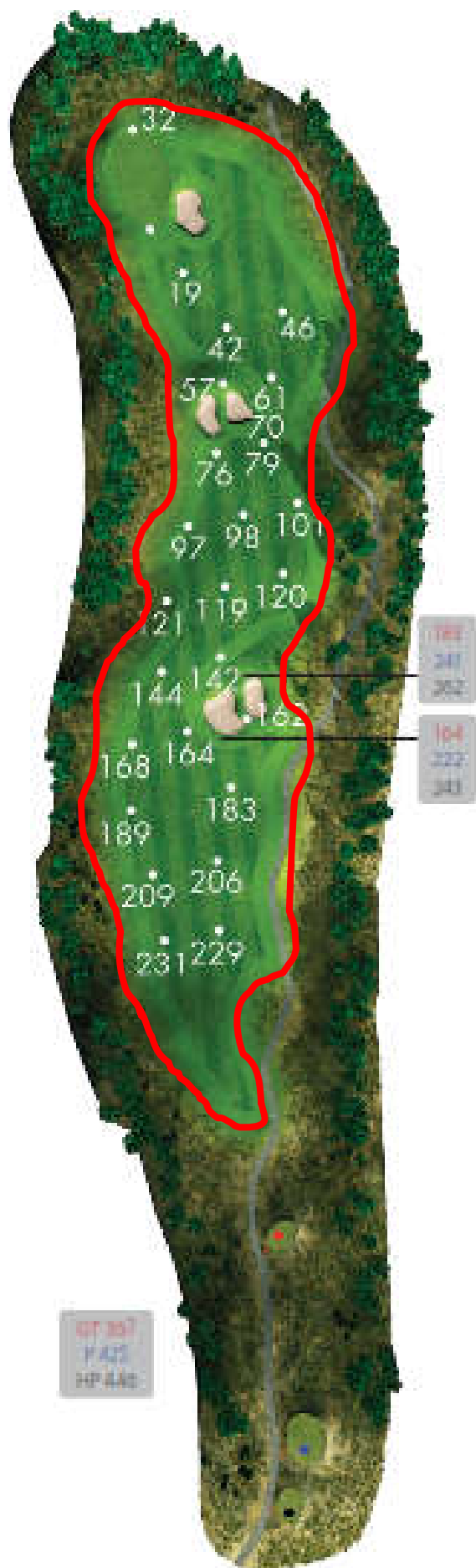


HOLE 4

PAR 3

The first of the par 3's, this monster plays across a valley to a large angled green and in windy conditions is one of the most treacherous on the course. The green itself sits on a ridge with spectacular views of Long Island and the mainland in the background. Down breeze, the hole normally plays two clubs shorter and hitting to the right of the green lets the contours take the ball towards the putting surface. If you get your three here, be thankful and run to the next.





HOLE 5 PAR 5

For the bigger hitters, an eagle opportunity presents itself with the possibility of hitting a medium to long iron into this green. Avoid the bunkers right of the fairway off the tee and a decision to either lay up or have a go will be on. If laying up, the best line into the green is gained by finishing short of the second set of bunkers, which anchor the left side of the fairway. A slightly longer lay up to the right will give a shorter shot in, but a more difficult line over the greenside bunker to the pin. A definite birdie chance here.



HOLE 6

PAR 5

A golfer can open their shoulders here, as the bunkers are placed well down the fairway at 275m, out of reach for most. The second shot requires a little more finesse, as the landing area narrows significantly. Play smart and lay up approximately 110m from the green. A brash three wood for the second shot going right will almost certainly be lost, so a controlled rescue or long iron may be the better choice here. Set at the head of a large valley, this green sits slightly angled from front left to back right, with a deep bunker protecting the right half of the green. A five here is a good score.



HOLE 7

PAR 3

The second of the par 3's, this little gem is set amongst the trees and is a little more sheltered, making it quite unique from the rest of the holes on the course. Played from elevated tees across a valley to an elevated green, the right club off the tee is required here. A deep bunker right protects the championship pin cut on the front right of this green, while a remnant boulder to the left of the green adds to the complexity and interest of the hole and gives an indication of the site's origins.





HOLE 8 PAR 4

A relatively short par 4, the eighth offers the golfer another chance at birdie. The tee shot is played to a wide open fairway, narrowing significantly at the 275m mark from the back tee. The best way to play the hole is to hit a tee shot, which gives the player a full wedge or nine iron into the green. The large green is slightly elevated from the approach shot and has two tiers. The green is quite deep, making distance difficult to judge.





HOLE 9

PAR 4

Beware of the hazard crossing the fairway, lying over the hill and out of sight. A good tee shot needs to be on the ridge approximately 120m from the green. The best shot into the green is achieved from the ridge which lies some 260m from the back tee. A prudent second shot is to lay up down the fairway leaving a short iron to the corner of the dog leg. From here only a short pitch of 75m is required to find the putting surface. Keep the ball dry and find the middle of the green is the way to play this hole.



HOLE 10

PAR 4

A hole of deceptive length, the 10th will play much longer than it measures. The bunkers down the left side of the fairway shouldn't be cause for concern. Rising almost 20m from the landing area to the green, club selection here is critical as the elevated green demands an approach which is not left short. Balls falling short of the putting surface will almost always run some distance back and away from the green. The large green slopes from back left to front right, with shallow swales at the back.

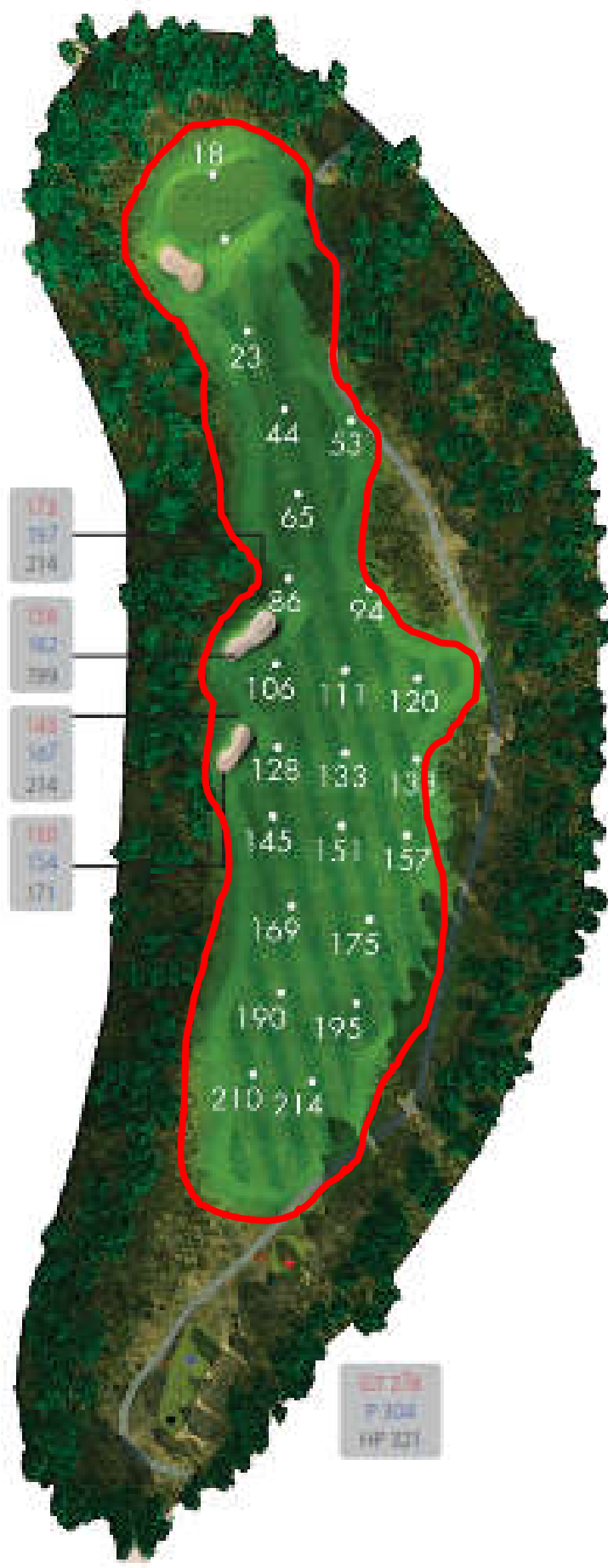


HOLE 11

PAR 5

The only par 5 on the back nine, this hole plays along the ridge heading due south. A large bunker on the left of the fairway is located only 216m from the Hoop Pine tee and so shouldn't be a concern for the bigger hitters...unless the wind is up. Care needs to be taken when playing the second shot, as two fairway bunkers await any misguided or badly judged shot. Any shot finding the fairway bunkers will test even the most experienced golfer. The green is angled from the front left to the back right with two large deep bunkers protecting the green on the right.






HOLE 12

PAR 4

The short uphill 12th will be a sleeper among the holes on the course. Play for position is the key to this hole. The second shot is played to an elevated green, protected by a large deep bunker on the left. Club selection will be difficult into the prevailing wind from the south, as short irons thrown up into the wind inevitably fall short of the green. One extra club for the approach is a prudent play on this hole.






HOLE 13

PAR 4

The tee shot is played blind uphill, with shots played slightly to the left of centre rewarded with easier lines into the green. Longer hitters should hit hybrid from the tee. Possibly the most spectacular 360-degree view of any of the holes, the second shot is played from the 'top of the world' downhill to a large two-tiered green with a large deep bunker front right of the green. If the wind is up, and it usually is, a low runner into the front of the green may be the best choice of shot here.





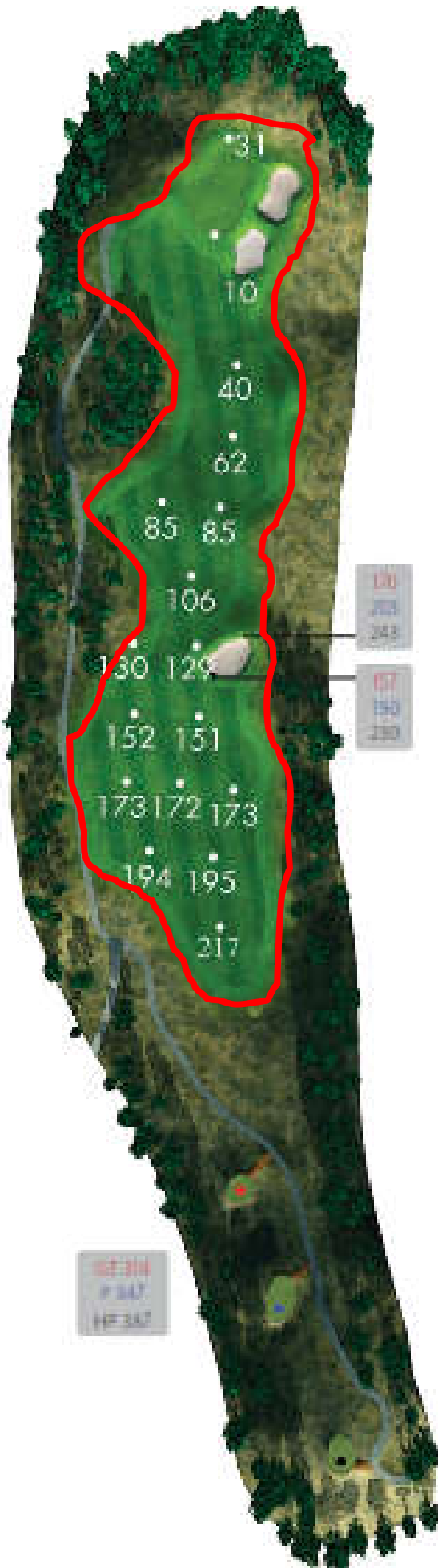
This tee to be used in round 2

This tee to be used in rounds 1 & 3

HOLE 14 PAR 3

Courage and instinct will be what's required here. Take particular notice of the breeze, as it will be more influential on club selection than just the distance. Played to an elevated target, with bunkers surrounding the green on three of the four sides, this shot needs to be perfect to find the putting surface. From the back two tees there is more room to the left for the not so bold, where a relatively easy pitch and putt will follow. Take three and proudly go to the next.




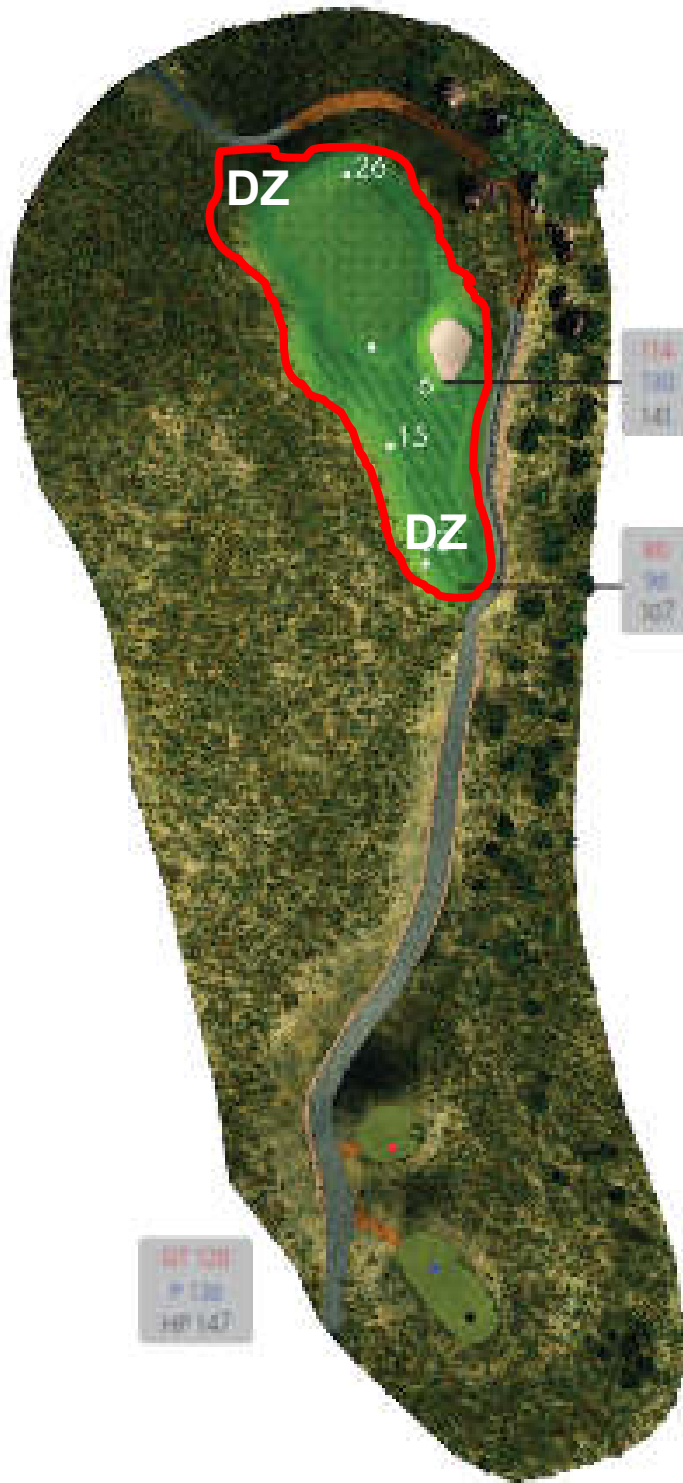


HOLE 15

PAR 4

The real teeth of this course having begun at the 12th, doesn't let up here. This long downhill par 4 playing into the prevailing wind will reward those who can hit a low ball. A bunker located 230m on the right-hand side of the fairway will be the last salvation for any ball catching the wind and heading west. Once the tee shot is negotiated, the second calls for a long accurate shot under the wind to a large green protected by two bunkers on the right. A four here any time is a great effort.





HOLE 16 PAR 3

With the stunning scenery, this par 3 has evolved as one of the most spectacular on the course. The elevated tee shot plays over a steep escarpment to a plateau green with a small pot bunker on the front right. Wind will play a pivotal role in the choice of club here, with only shots ending up on the green or short remaining in play.






HOLE 17

PAR 4

Played from an elevated tee to an uphill fairway, the shot calls for as much length as the golfer can muster. The bunkers to the left of the fairway start at 260m and act as a perfect target for most. The green sits uniquely in a hollow dell, allowing for balls to run onto the putting surface. With this in mind, a shot can be played to the distance of the front edge of the green displayed on the sprinkler heads.



HOLE 18

PAR 4

Home at last, the back nine on the course ends with a punch. Read the wind and hope for a long straight hit, as the ball will fly and run considerably on this downhill monster. The longest par 4 on the course, the two fairway bunkers at 230 and 250m are well within range and may be flown given the right wind conditions. From here, a medium to long iron is required, with care taken to avoid the bunkers short right and left of the large ceremonial green. A short walk to the Clubhouse to take stock of the day's game over a cold beer will close out a thrilling day.

